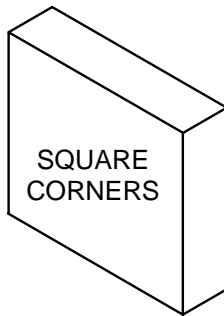




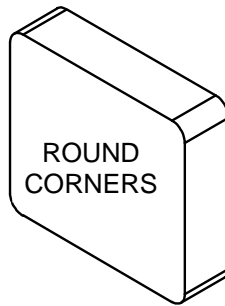
STORE SURVEY | PETROLEUM CABINET RETROFIT SURVEY

Important Note: Manufacturing will use the information on this form as production specifications. If incorrect measurements and information are supplied, the surveyor will be held responsible for all costs of product manufactured utilizing the information provided. Photos of both sides of the sign are required.

SELECT EXISTING CABINET TYPE:



SQUARE
CORNERS

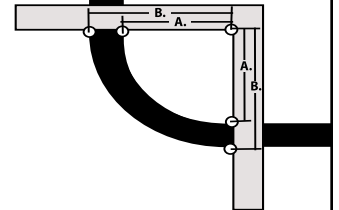


ROUND
CORNERS

IF THE CABINET HAS RADIUS CORNERS, PROVIDE RADIUS INFORMATION BELOW:

MEASURING A RADIUS CORNER:

Place right angle ruler over corner, with inside edge of ruler overlaying points where outside radius ends.

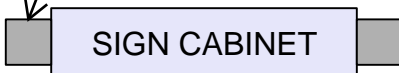


Measure from inside corner of ruler to inside edge of retainer, and measure from inside corner of ruler to outside edge of retainer.

A. INNER
RADIUS: _____

B. OUTER
RADIUS: _____

POLE (typ.)

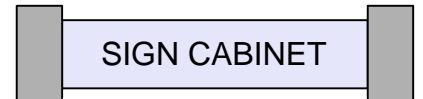


CABINET IS DEEPER
THAN POLES

TOP VIEW OF SIGN SYSTEM

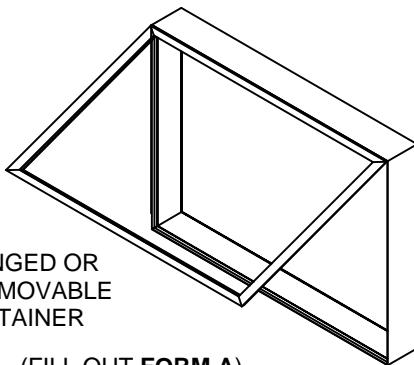


CABINET IS FLUSH
WITH POLES



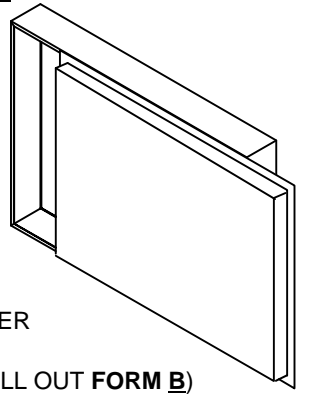
POLES ARE DEEPER
THAN CABINET

SELECT FACE RETENTION SYSTEM



HINGED OR
REMOVABLE
RETAINER

(FILL OUT **FORM A**)



SLIDE
RETAINER

(FILL OUT **FORM B**)

PHOTOS REQUIRED:

FRONT VIEW OF CABINET
(BOTH SIDES)

SIDE VIEW OF CABINET
(BOTH SIDES)

CLOSE UP OF TOP
CORNER OF CABINET

INSIDE CORNERS WITH
FACE REMOVED (SLIDE
FACE ONLY)

CLOSE UP OF RETAINER
AND FACE RETENTION
SLOT



Everbrite

This survey form is the property of Everbrite, LLC and is not to be copied or reproduced without the written permission of Everbrite, LLC.

CUSTOMER NAME: _____
PROJECT ID#: _____
ADDRESS: _____
CITY: _____ STATE: _____

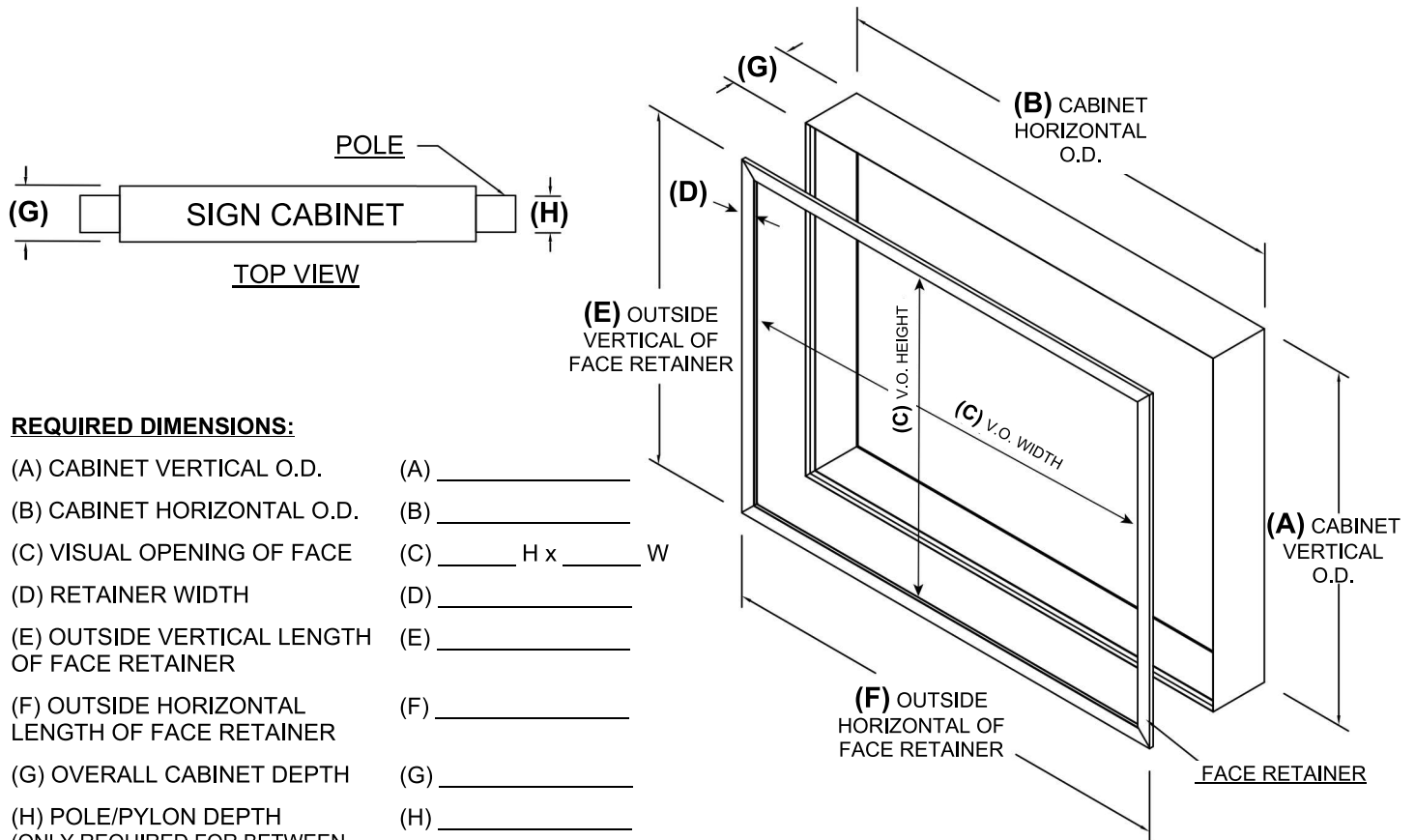
INSTALLATION CO: _____
SURVEY TECH: _____
DATE COMPLETED: _____ (Rev. FEB 2024)



STORE SURVEY | PETROLEUM CABINET RETROFIT SURVEY

Important Note: Manufacturing will use the information on this form as production specifications. If incorrect measurements and information are supplied, the surveyor will be held responsible for all costs of product manufactured utilizing the information provided.
Photos of both sides of the sign are required.

FORM A - CABINET WITH HINGED OR REMOVABLE RETAINER



REQUIRED DIMENSIONS:

(A) CABINET VERTICAL O.D. (A) _____
(B) CABINET HORIZONTAL O.D. (B) _____
(C) VISUAL OPENING OF FACE (C) _____ H x _____ W
(D) RETAINER WIDTH (D) _____
(E) OUTSIDE VERTICAL LENGTH OF FACE RETAINER (E) _____
(F) OUTSIDE HORIZONTAL LENGTH OF FACE RETAINER (F) _____
(G) OVERALL CABINET DEPTH (G) _____
(H) POLE/PYLON DEPTH (H) _____
(ONLY REQUIRED FOR BETWEEN POLE MOUNT)

GENERAL INFORMATION:

CONDITION OF CABINET: GOOD FAIR POOR
CABINET TYPE: SINGLE FACE DOUBLE FACE
ELECTRICAL SERVICE: 120V 277V OTHER: _____ V
NUMBER OF CIRCUITS TO SIGN: _____
ARE PARKING LOT OR CANOPY LIGHTS ON THE SAME CIRCUIT AS THE SIGN? YES NO
HORIZONTAL OR VERTICAL LAMPS: HORIZ. VERT.
LAMP QUANTITY: _____ LAMP LENGTH: _____

EVERBRITE RELEASE(S)

POS SYSTEM TYPE:

RADIANT
PASSPORT (GILBARCO)
PASSPORT EDH (GILBARCO)
SAPPHIRE/COMMANDER/RUBY (VERIFONE)
ALLIED NEXT GEN
OTHER: _____
NONE



Everbrite

This survey form is the property of Everbrite, LLC and is not to be copied or reproduced without the written permission of Everbrite, LLC.

CUSTOMER NAME: _____
PROJECT ID#: _____
ADDRESS: _____
CITY: _____ STATE: _____

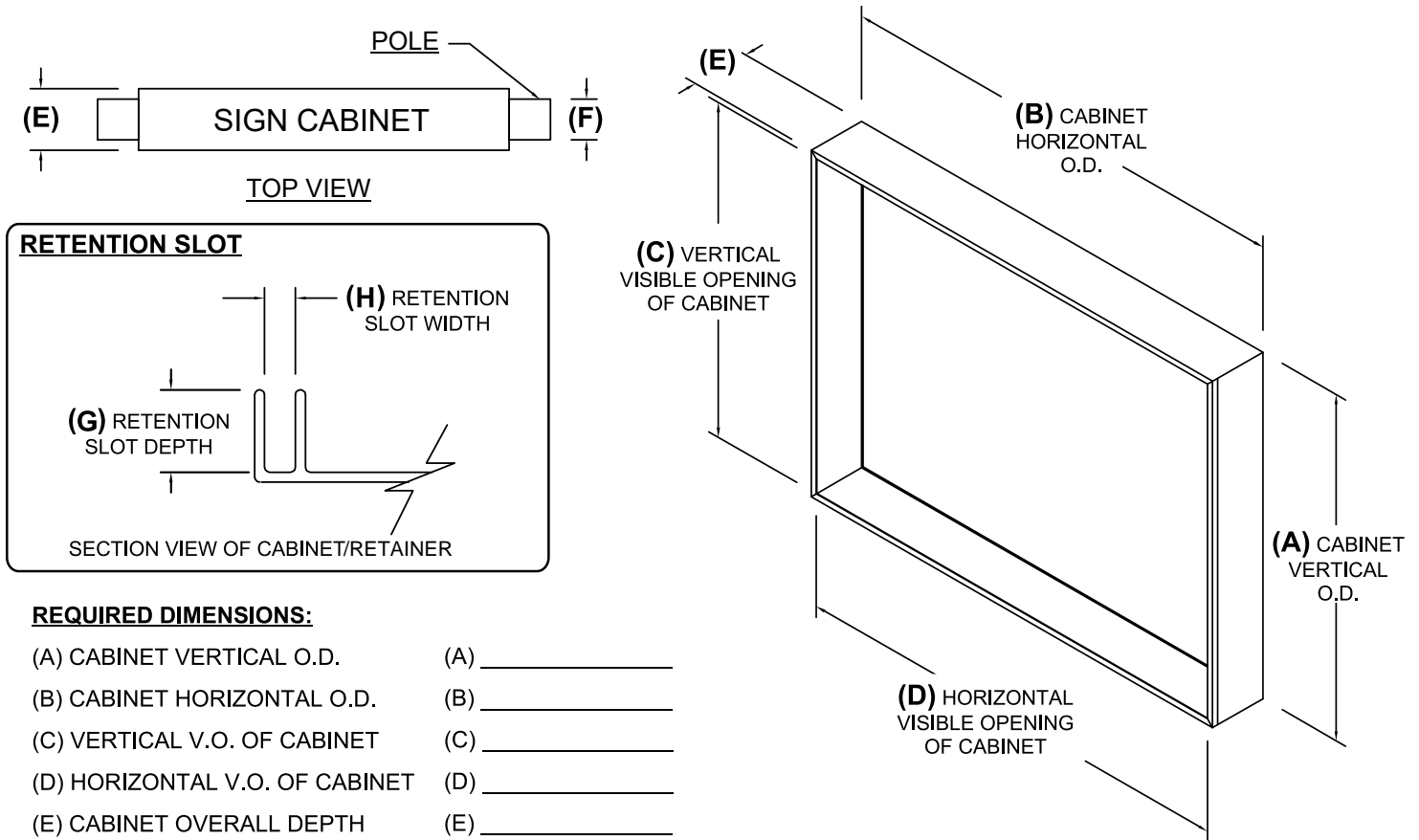
INSTALLATION CO: _____
SURVEY TECH: _____
DATE COMPLETED: _____ (Rev. FEB 2024)



STORE SURVEY | PETROLEUM CABINET RETROFIT SURVEY

Important Note: Manufacturing will use the information on this form as production specifications. If incorrect measurements and information are supplied, the surveyor will be held responsible for all costs of product manufactured utilizing the information provided.
Photos of both sides of the sign are required.

FORM B - CABINET WITH SLIDE RETAINER



REQUIRED DIMENSIONS:

- | | |
|--------------------------------|-----------|
| (A) CABINET VERTICAL O.D. | (A) _____ |
| (B) CABINET HORIZONTAL O.D. | (B) _____ |
| (C) VERTICAL V.O. OF CABINET | (C) _____ |
| (D) HORIZONTAL V.O. OF CABINET | (D) _____ |
| (E) CABINET OVERALL DEPTH | (E) _____ |
| (F) POLE/PYLON DEPTH | (F) _____ |
| (G) RETENTION SLOT DEPTH | (G) _____ |
| (H) RETENTION SLOT WIDTH | (H) _____ |

GENERAL INFORMATION:

CONDITION OF CABINET: GOOD FAIR POOR
CABINET TYPE: SINGLE FACE DOUBLE FACE
ELECTRICAL SERVICE: 120V 277V OTHER: _____ V
NUMBER OF CIRCUITS TO SIGN: _____
ARE PARKING LOT OR CANOPY LIGHTS ON THE SAME CIRCUIT
AS THE SIGN? YES NO
HORIZONTAL OR VERTICAL LAMPS: HORIZ. VERT.
LAMP QUANTITY: _____ LAMP LENGTH: _____

EVERBRITE RELEASE(S)

POS SYSTEM TYPE:

RADIANT
PASSPORT (GILBARCO)
PASSPORT EDH (GILBARCO)
SAPPHIRE/COMMANDER/RUBY (VERIFONE)
ALLIED NEXT GEN
OTHER: _____
NONE



This survey form is the property of Everbrite, LLC and is not to be copied or reproduced without the written permission of Everbrite, LLC.

CUSTOMER NAME: _____
PROJECT ID#: _____
ADDRESS: _____
CITY: _____ STATE: _____

INSTALLATION CO: _____
SURVEY TECH: _____
DATE COMPLETED: _____ (Rev. FEB 2024)